

# Eurotherm Product Selection Guide

**Eurotherm**<sup>®</sup>

[eurotherm.com](http://eurotherm.com)





At Eurotherm we passionately support our customers with specialist knowledge and experience to help achieve process excellence through machine automation efficiency and regulatory compliance.

Our vision is to be the preferred supplier of machine automation products, applications, power and process control systems and services for customers in specialist industries, while our mission is to solve our customers' problems with pioneering products, bespoke systems and industry expertise.

Our wide range of products is rich in features and designed for easy operation and reduced engineering time. They contain market-leading control algorithms, recording and data management strategies which add value to industrial processes, improving quality, reducing waste and helping to keep data as long as it is needed.

Decades of experience in providing world-class process control, recording and automation are supported by a continuous research and development program so that our solutions continually grow to meet modern challenges faced across a wide range of industries. Our customers are fully supported by a global sales and service network of highly qualified engineering personnel who understand the applications and industries they serve.



## PID Controllers, Indicators and Alarm Units

Single Loop Controllers . . . . .	4
Advanced and Multi Loop Controllers . . . . .	5
Indicators . . . . .	6
Alarm Units . . . . .	6
Plastics Process Controller . . . . .	7

## Recorders and Data Acquisition

Paperless/Graphic . . . . .	8
-----------------------------	---

## Solid State Relays (SSRs) and Power Controllers

Solid State Relays (SSRs) and Simple Thyristor Controllers . . . . .	9
Power Control . . . . .	10

## Drives

DC Drives . . . . .	11
---------------------	----

## Machine and Process Automation Controllers

Programmable Automation Controllers (PACs) . . . . .	12
Programmable Logic Controllers (PLCs) . . . . .	12

## Eurotherm Software

Eurotherm Product Software . . . . .	13
Eurotherm System Software . . . . .	14

## Signal Conditioners

I/O Signal Conditioners . . . . .	15-16
-----------------------------------	-------

## Ancillary Equipment

Probes . . . . .	17
------------------	----

## Actuators

Valve Assemblies and Components . . . . .	18
---	----

## Systems and Solutions

What can Eurotherm do for you? . . . . .	19
We know your application . . . . .	19

## Global Turnkey Capability

Engineering Services . . . . .	20
Process Optimization . . . . .	20

## Services and Support

Technical Services . . . . .	21
Accreditation Services . . . . .	21
Validation Services (GAMP®) . . . . .	21
Repair and Support Services . . . . .	21

Commissioning and Troubleshooting . . . . .	22
---	----





# PID Controllers, Indicators and Alarm Units

Single Loop	Modular DIN Mount Controller												
	piccolo™			3000 Series				EPC3000			3000 Series		EPC2000
Features	P116	P108	P104	3216	3208	32h8	3204	EPC3016	EPC3008	EPC3004	3508	3504	EPC2000
Panel size (DIN)	1/16	1/8	1/4	1/16	1/8	1/8	1/4	1/16	1/8	1/4	1/8	1/4	DIN Rail Mounting Width 33mm
IP Rating	IP65, NEMA12			IP65, NEMA 12 / NEMA 4X (3216 Only)				WD: IP66, NEMA4x (Indoor Use) ST: IP65, NEMA 12			IP65, NEMA 12		IP20 (with connector plugs fitted)
Display Type	LED 2x4 Digit (P116), LED 3x4 Digit (P108, P104)			Main: 4 digits Lower: 5 character starburst (3216/08/04) 19 character starburst (32h8)				High Visibility LCD three color multifunction display 3008/3004 4.5,5 Digit PV, 2 starburst 3016 4 Digit PV, 1 starburst			Main PV: 5 digit plus4 line alphanumeric		External HMI panel
Supply Voltage	24Vdc/ac 85-264V ac			24V dc/ac 85-264V ac				24Vdc/ac 85-264V ac			24V dc/ac 85-264V ac		24Vac/Vdc
Safety Approvals	EN14597 TR, FM			EN 14597 TR, FM				EN14597 TR , EN13849 PLc Achilles CRT Level 1 Cybersecurity			—		EN13849 PLc Achilles CRT Level 1 Cybersecurity
Input Type	TC, RTD, mV, mA, CT			TC, RTD, mV, mA, CT				TC, PT100/PT1000 RTD, mV, mA, Zirconia.			TC, RTD, mV, mA, Volts		TC, PT1000, mA, mV, Volts
PV Accuracy	<0.25%			<0.25%				<0.1% low thermal drift			<0.1%		<0.1% low thermal drift
Control Types	On/Off, PID			On/Off, PID, VP				On/Off, PID, VP, Carbon Potential			On/Off, PID, VP		On/Off, PID, VP
Special Features	Undo function, P-Code quick setup			Recipes, Text messaging				Dual Input Control, Atmosphere Control, Recipes, Maths and Totalizer Function, Text Messaging, Application Templates, Gain Scheduling, Native Ethernet			Dual Input Control, Atmosphere Control, Recipes, User Screens, Gain Scheduling, Master Comms		Recipes, Maths and Totalizer Functions Gain Scheduling, Native Ethernet
SP Programmer	—			4 Ramp + 4 Dwell				Up to 20 programmes of 8 segments or 10 programmes of 24 segments			50 Programs 500 Segments max		Up to 20 programmes of 8 segments or 10 programmes of 24 segments
Analogue IP/OP	In: 2 Out: 3			In: 2 Out: 3				In 4, Out 3 3008/3004: 2PV, 1CT, 3 Isolated DC OP 3016: 1PV, 1CT, 1 Aux (RSP), 2 Isolated DC OP			In: 5 Out: 6		In 1, Out 1
Digital IP/OP	In 2, Out 4			In: 3 Out: 4				In 5, Out 4 8 (max) Open Collector DIO 3008/3004			In: 40 Out: 41		In 3 (max), Out 3 (max).
Digital Comms	Modbus RTU			Modbus				Modbus RTU, EIA-485, Modbus/TCP, BACNet, Ethernet IP			Modbus, DeviceNet, Profibus, Ethernet*		Modbus RTU EIA-485, Modbus/TCP Ethernet
User Wiring	—			—				✓			✓		✓
Alarm Types	Hi, Lo, Dev, Sensor Fault, Heater fail, Process Fault			Hi, Lo, Dev, Heater fault,, Sensor break, Event				Hi, Lo, Dev, Sensor fault, Heater fail, Rate of Change, Event			Hi, Lo, Dev, Heater fail, Sensor break, Event		Hi, Lo, Dev, Sensor fault, Rate of Change, Event

\*Ethernet not for sale in the USA

# PID Controllers, Indicators and Alarm Units

Advanced and Multi Loop	Recorder/ Controller	Discrete Panel Mount Controllers				Modular DIN Mount Controller
						
Features	nanodac™	3000 Series		2000 Series		Mini8™
Panel size (DIN)	1/4	1/8	1/4	1/4		DIN rail
IP Rating	IP65, NEMA 12	IP65, NEMA 12		IP65		IP20
Display Type	3.5" TFT color, 320 x 240 pixels	Main PV: 5 digit plus 4 line alphanumeric		2 x 5 dig LED + 2 line text	Dot Matrix	Remote
Supply Voltage	24V dc/ac 85-264V ac	24V dc/ac 85-264V ac		24V dc/ac, 85-264V ac		24V dc
Input Type	TC, RTD, mV, mA, Volts	TC, RTD, mV, mA, Volts		TC, RTD, mV, mA, Volts		TC, mV, mA, RTD, CT
PV Accuracy	<0.1%	<0.1%		<0.1%		<0.1%
Control Types	On/Off, PID, VP	On/Off, PID, VP		On/Off, PID, VP		On/Off, PID
Control Loops	2	2		3		16
Control Algorithms	Single, Cascade, User wired	Single, Override, User wired		Single, Cascade, Override, User wired		Single, User wired
Special Features	Temperature/Humidity, Cascade Autotune, Carbon Potential, Recipes, Gain Scheduling, Master Comms, Native Ethernet	Temperature/Humidity, Carbon Potential, Recipes, Gain Scheduling, Master Comms		Carbon Potential, Humidity, Melt Pressure, Master Comms	Carbon Potential, Humidity, Melt Pressure, Vacuum	Temperature/Humidity Control, Load Diagnostics, Gain Scheduling
SP Programmer	100 Programs, 25 Segments Local/USB/FP	50 Programs 500 Segments max		50 Programs 500 Segments max	60 Programs 600 Segments max	8 Programs 16 Segments each
Analogue IP/OP	In: 8 Out: 3	In: 5 Out: 6		In: 8 Out: 8		In: 32 Out: 8
Digital IP/OP	In: 4 Out: 5	In: 40 Out: 41		In: 44 Out: 43		In: 34 Out: 32
Digital Comms	Modbus TCP/IP Master/Slave, EtherNet/IP Client/Server	Modbus, DeviceNet, Profitbus, Ethernet*		Modbus, DeviceNet Profitbus	Modbus, DeviceNet Profitbus, Ethernet*	Modbus, DeviceNet, Profitbus, Modbus TCP/IP EtherCAT, EtherNet/IP Server
User Wiring	✓	✓		✓	✓	✓
Alarm Types	Hi, Lo, Dev,	Hi, Lo, Dev, Heater fail, Sensor break, Event		Hi, Lo, Dev, Heater fail, Event, Rate of Change		Hi, Lo, Dev, Heater fail, Sensor break, Event

\*Ethernet not for sale in the USA

# PID Controllers, Indicators and Alarm Units

## Indicators and Alarm Units



	3000 Series			2000 Series
Features	3216i	32h8i	3204i	2408i
Panel size (DIN)	1/16	1/8	1/4	1/8
IP Rating	IP65 NEMA 4X	IP65 NEMA 12	P65 NEMA 12	IP65
Display Type	4 Digit LED plus 5 character alphanumeric	5 Digit LED plus 9 character alphanumeric	4 Digit LED plus 5 character alphanumeric	Large 5 Digit LED
Supply Voltage	24V dc/ac 85-264V ac	24V dc/ac 85-264V ac	24V dc/ac 85-264V ac	24V dc/ac 85-264V ac
Safety Approvals	EN14597/TW, FM	EN14597/TW, FM	EN14597/TW, FM	—
Input Type	TC, RTD, mV, mA, Custom	TC, RTD, mV, mA, Volts ,Custom, Strain gauge	TC, RTD, mV, mA, Custom	TC, RTD, mV, mA, Volts, Custom
User Calibration	5 point	5 point, Shunt, Load cell, Auto tare	5 point	15 point, Shunt, Load cell, Comparison, Auto tare
PV Input Selection	—	—	—	Hi, Lo, Select, Switchover, Derived
No of Alarms	4	4	4	8
Alarm Types	Hi, Lo, Dev, Sensor break, Rate of change	Hi, Lo, Dev, Sensor break, Rate of change	Hi, Lo, Dev, Sensor break, Rate of change	Hi, Lo, Dev, Sensor break, Rate of change, Event
No of Relay Outputs	3	2	2	7
Digital IP/Logic OP	In: 2 Out: 0	In: 2 Out: 0	In: 2 Out: 0	2 plus possible further 9/9
Retransmission	Non isolated	Isolated	Isolated	Isolated
Custom Messages	128 Characters	128 Characters	128 Characters	—
Slave Comms	Modbus RTU	Modbus RTU	Modbus RTU	Modbus RTU, DeviceNet, Profitbus DP
Melt Pressure	—	✓	—	✓
Transducer PSU	—	10V dc	—	5/10V dc
Transmitter PSU	—	24V dc	24V dc	29V dc

\*Ethernet not for sale in the USA

# PID Controllers, Indicators and Alarm Units


	Melt Pressure Controller	Melt Pressure Indicator
Plastics Process Control		
	<b>piccolo™</b>	
<b>Features</b>	<b>P304C</b>	<b>P304I</b>
<b>Panel size (DIN)</b>	1/4	1/4
<b>Display Type</b>	2 x 5 Digit LED	2 x 5 Digit LED
<b>Supply Voltage</b>	24V dc/ac 85-264V ac	24V dc/ac 85-264V ac
<b>Input Type</b>	2 x strain gauge, Linear 0-10V, 0-20mA	2 x strain gauge, Thermocouple, PT100, PT500, Linear 0-10V, 0-20mA
<b>PV Accuracy</b>	<0.1%	<0.1%
<b>Control Types</b>	Melt pressure, Differential melt pressure	Melt pressure indication
<b>Control Loops</b>	1	—
<b>Control Algorithms</b>	PID	—
<b>Special Features</b>	50mS update	50mS update
<b>Shunt cal</b>	✓	✓
<b>Transducer Power Supply</b>	✓	✓
<b>Analog IP/OP</b>	2 (control, retrans)	2 (retrans)
<b>Digital IP/OP</b>	In: 4 Out: 3	Out: 3
<b>Digital Comms</b>	Modbus RTU	Modbus RTU
<b>Alarm Types</b>	High, Low, Deviation, Differential pressure	High, Low, Deviation, Differential pressure

# Recorders and Data Acquisition









Paperless/ Graphic	Paperless Graphic Recorders					Portable TUS Recorders			Recorder / Controller	Scalable Recorder
	6000 Series									
Features	6100A	6180A	6100XIO	6180XIO	6180AeroDAQ	6100E	6100A	6180A	nanodac™	versadac™
Inputs	18	48	—	—	48	6	15	30	4	128 and 256 Dig
Graphic Display	5.5"	12.1"	5.5"	12.1"	12.1"	5.5"	5.5"	12.1"	3.5"	—
Protection	IP66		IP66		IP66	IP66	IP66	IP66	IP65 NEMA12	IP21
Relay Outputs	✓	—	—	—	✓	✓	—	—	✓	✓
Annotation	✓	—	✓	—	✓	✓	✓	✓	✓	✓
Contact Inputs	✓	—	—	—	✓	—	—	—	✓	✓
Communications	Modbus TCP/RTU Master & Slave, EtherNet/IP Server					Modbus TCP Slave	Modbus TCP/RTU Master & Slave, EtherNet/IP Server		Modbus TCP/RTU Master & Slave, EtherNet/IP Client/Server	
Mathematics, Counters, Timers, Totalisers, PC Configuration, Ethernet/FTP	✓	—	✓	—	✓	✓	✓	✓	✓	✓
Auditor Features	✓	—	✓	—	✓	✓	✓	✓	✓	✓
Batch	✓	—	✓	—	✓	✓	✓	✓	✓	✓
Custom Screens	✓	—	✓	—	✓	—	✓	✓	—	—
Remote Viewing	✓	—	✓	—	✓	✓	✓	✓	✓	✓
Recording Speed	8Hz	—	8Hz	—	8Hz	1Hz	8Hz	8Hz	8Hz	8Hz
Trend Speed	8Hz	—	8Hz	—	8Hz	1Hz	8Hz	8Hz	8Hz	8Hz
Network Addressing	DCHP, Boot P, Fixed IP					DCHP, Boot P, Fixed IP			DHCP, Fixed IP	
USB	3	—	1	—	3	1	3	3	1	1
Reports	10	—	10	—	10	—	10	10	—	10
Groups	12	—	12	—	12	1	12	12	1	30
Review of History (screen)	✓	—	✓	—	✓	✓	✓	✓	✓	—
AMS2750E	✓	—	✓	—	✓	—	✓	✓	✓	✓



# Power Controllers

Solid State Relays (SSRs) and Simple Thyristor Controller	Simple Thyristor Controller
	
Features	ESwitch
Heater Type Constant Resistance	✓
AC Output	✓
Maximum Current (Amps)	50A
Maximum Voltage (Volts)	500V
Integrated Heatsink	✓
Controlled Phases	1
dc Logic Input	✓
ac Logic Input	✓
Firing Mode Zero Crossing	✓
'Partial Load Failure'	✓
Alarms	✓
Compliance	CE UL CSA EAC
Compliance to : EN60947-4-3	✓

# Power Controllers


	Single Phase	Single & Multi Phase		Multi Channel
<b>Power Control</b>				
	<b>EFit™</b>	<b>EPack™ Lite</b>	<b>EPack™</b>	<b>EPower™</b>
<b>Description</b>	Easy to integrate and commission, highly cost effective, the EFit power controller provides no compromise control for resistive and infrared heating elements.	The EPack Lite range offers a simplified choice, fast commissioning without any compromise on performance in order to provide a high level of quality, accuracy and reliability to the process.	EPack power controllers can deliver real savings, significantly reducing your energy costs. Get the most from your operations; quick and easy to install, integrate and commission.	The EPower controller uses the newest technologies and innovations to manage your process and reduce your energy costs. On every level it brings you the flexibility you need to meet your requirements now and in the future.
<b>Level of Functionality</b>				
<b>Features</b>				
<b>Type of Load</b>	Resistive / Transformer Primary / Silicon Carbide / Mosi / SWIR	Resistive / Transformer Primary	Resistive / Transformer Primary / Silicon Carbide / Mosi / SWIR	Resistive / Transformer Primary / Silicon Carbide / Mosi / SWIR
<b>Network</b>	1PH	1PH / 2PH / 3PH	1PH / 2PH / 3PH	1PH / 2PH / 3PH / 4PH
<b>Voltage Line Max</b>	100V-230V / 380V-500V	100V-500V	100V-230V / 380V-500V	100V-690V
<b>Max Load/Current Power</b>	16A-50A	16A-125A	16A-125A	*Compact 50A-630A / Decentralized 800A-4000A
<b>Load Coupling</b>	1PH	Star (3S) / Delta (3D) / Star with Neutral (4S) / Open delta (6D)	Star (3S) / Delta (3D) / Star with Neutral (4S) / Open delta (6D)	Star (3S) / Delta (3D) / Star with Neutral (4S) / Open delta (6D)
<b>Aux. Supply</b>	Self Supply / 110V / 230V	24V / 100V-500V	24V / 100V-500V	110V / 230V
<b>Input Type</b>	mA / V / Potentiometer	mA / V / Potentiometer / Logic DC / Logic Contact	mA / V / Potentiometer / Logic DC / Logic Contact / Via Communication	mA / V / Potentiometer / Logic DC / Logic Contact / Via Communication
<b>I/O</b>	Fixed	Fixed / Adjustable	Fixed / Adjustable	Adjustable / Modular
<b>Communication</b>	—	—	Modbus TCP / Ethernet IP / EtherCAT / Profinet	Modbus TCP / Ethernet IP* / Profinet* / Profitbus
<b>Extra</b>	—	—	Daisy Chain / FDT	PLM energy management / Daisy Chain / 2 FDT
<b>Firing mode</b>	Phase Angle / Burst / Single Cycle / Advanced Single Cycle	Phase Angle / Burst / Single Cycle / IHC / Logic	Phase Angle / Burst / Mix (Burst/Phase Angle) / Single Cycle / IHC / Logic	Phase Angle / Burst / Mix (Burst/Phase Angle) / Single Cycle / IHC / Logic
<b>Control</b>	Voltage / Current Limitation	Voltage / Current / Open Loop	Voltage / Current / Power / Current Limitation / Open Loop / Transfer Control/Limitation	Voltage / Current / Power / Current Limitation / Open Loop / Transfer Control / Vrms Control / Irms
<b>Alarm Diagnostic</b>		Load Diagnostics / Network Diagnostics / Product Diagnostics	Load Diagnostics / Network Diagnostics / Product Diagnostics	Load Diagnostics / Network Diagnostics / Product Diagnostics
<b>Certification</b>	CE / UL/ EAC / CCC / ROHS	CE / UL/ EAC / CCC / ROHS	CE / UL/ EAC / CCC / ROHS	CE / UL/ EAC / CCC / ROHS

\*Ethernet and Profinet not for sale in the USA

# Drives





Check region for availability. For full specifications see: <https://www.eurotherm.com/eurotherm-products/drives-and-soft-starters>


## DC Drives



Features	ER-340 / 680 / 1220 / i / Xri	ER-3200i/3600Xri	ER-PL/ER-PLX
<b>Power Rating</b>	0.55-1.8kW (at 180V armature voltage)	2.2-11kW (at 320V armature voltage)	5-1000kW (at 460V armature voltage)
<b>Supply Voltage</b>	110-240V, 30-60V	110/240, 240/415V	100-500V, 100-690V
<b>Phases</b>	1-Phase	1-Phase	3-Phase
<b>Control Mode</b>	1- and 4-Quadrant	1 and 4-Quadrant	2 and 4-Quadrant
<b>Communications</b>	—	—	Profibus DP, DeviceNet, CANopen, Modbus RTU + others
<b>Armature Current</b>	3.4-12.2A	4-48A	12-2250A
<b>Configuration Software</b>	—	—	SAVVY

# Machine Control and Process Automation

Programmable Automation Controllers	Visual Supervisor		PAC	
				
Features	Eycon™ 10	Eycon™ 20	T2750	T2550
Display Type	5.5" QVGA	12.1" XGA	Remote	
IP Rating	IP65		IP20	
Input Type	Remote		mV, V, mA, T/C, RTD, Potentiometer	
Analog IP/OP	Remote		In: 128 Out: 32	In: 64 Out: 32
Digital IP/OP	Remote		In/Out: 256	In/Out: 128
SP Programmer	8 Channels, 32 Segments each		8 Channels, 32 Segments each	
Batch	✓		✓	—
Recipe	✓		✓	
Auditor Features	✓		—	
Control	✓		✓	
Data Logging	✓		✓	
Ethernet (ELIN)	10/100Mbps		10/100Mbps	
Modbus (Serial & TCP)	Master/Slave		Master/Slave	
Profitbus	Master		Master	Slave
Network Addressing	DHCP, Boot P, Link Local, Fixed		DHCP, Boot P, Link Local, Fixed	

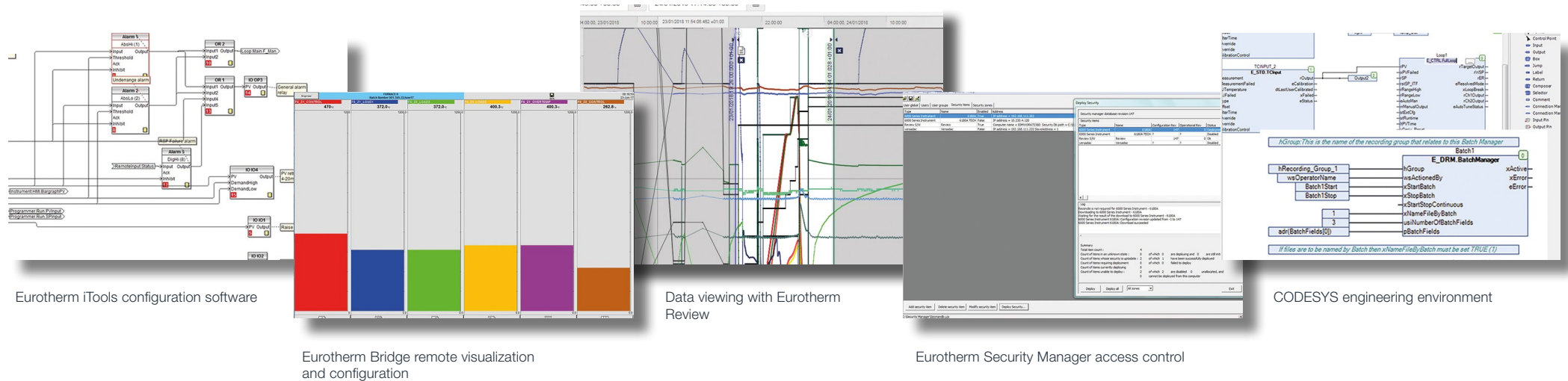
Programmable Logic Controllers	Modular PLC
	
Features	E+PLC <sup>400</sup>
Autotuning PID	✓
Setpoint Programmer	✓
Tamper Resistant Recording	✓
Archiving Strategy	✓
Batch Management	✓
Programming Platform	CODESYS (open)
Programming Languages	IEC61131-3 compliant CFC, FBD, IL, LD, SFC, ST
Product I/O <small>Dependant on build variant</small>	AI2, AI3, AI4, AI8, AO2, DI16, DO16, RLY8, ZI
I/O Expansion Method	Modbus
Communications Protocols	FTP, Modbus TCP (Master/Slave), Modbus Serial RTU (Master/Slave), OPC-DA via PV based software
Suitable for AMS2750E Process	✓
Recording Duration (approx) <small>Based on 4 chs at intervals at:</small>	50.5 days 1.28 years 2.77 years 8.3 years
Panel HMI (Protocol)	E+HMI <sup>150</sup> (OPC-DA) 07" and 13" size options
Web Visualization	✓
Mounting	DIN

\*Dependent on option board



# Eurotherm Product Software

Typical configuration, data reporting, analysis and visualization capability from Eurotherm, an open industry standard IEC61131-3 CODESYS® PLC platform for Eurotherm E+PLC controllers.



Eurotherm iTools configuration software

Eurotherm Bridge remote visualization and configuration

Data viewing with Eurotherm Review

Eurotherm Security Manager access control

CODESYS engineering environment

## Configuration software

### Eurotherm iTools

One versatile platform for configuration and monitoring of Eurotherm temperature and process controllers, power controllers and recorders.

A complete engineering studio for configuration, data logging, communication and monitoring.

## 6000 Series software

### Eurotherm Bridge

A powerful yet easy to use tool providing visualization and configuration to any Eurotherm 6000 series instrument from any PC anywhere in the world.

With the correct security access, the user can view any number of networked devices using the Local Area Network, intranet or internet.

## Data Viewing/Reporting

### Eurotherm Data Reviewer

Eurotherm Data Reviewer is a software application designed for the viewing, analysis and printing of historical data files acquired from Eurotherm data acquisition equipment such as, but not limited to: Paperless graphical recorders – 6000 series, hybrid recorders/controllers – nanodac™ recorder/controller range and Programmable Automation controllers - T2750 PAC.

## Access Control

### Security Manager

A common tool across multiple ranges.

Configures:

- 6000 Series Recorder
- Eycon Visual Supervisor
- Operations Viewer
- Eurotherm Review

## Combination PLC software

### CODESYS®

Eurotherm E+PLC use open industry standard IEC61131-3 CODESYS® PLC platform. This enables simplified engineering through a single integrated programming and visualization development environment which also offers OEM customization and user level access to help safeguard engineering intellectual property.

For more information and downloads go to your local Eurotherm website >software

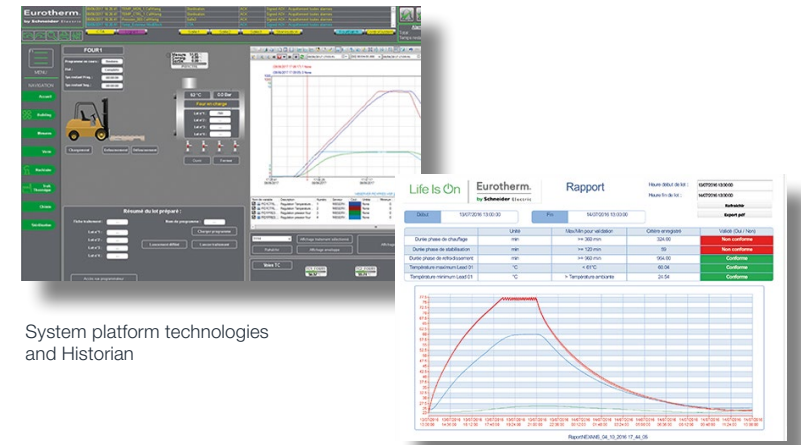
# Eurotherm System Software

Everyone talks about connecting the enterprise. Eurotherm® has been doing it for years with a versatile suite of software tools including system platform technologies and Wonderware PAC software built into our systems which offer:

Configuration tools		Visualization Packages
<b>Project Studio / Developer</b> <ul style="list-style-type: none"> <li>Engineering tools for process automation</li> <li>Single point configuration</li> <li>Integrated development environment</li> </ul>	<b>Process Viewer</b> <ul style="list-style-type: none"> <li>Low cost HMI</li> <li>Use of iTools Active-X to visualize Eurotherm controllers</li> <li>Contains iTools and EuroMBUS OPC server environment</li> <li>LINtools and LIN OPC Server</li> </ul>	<b>Operation Server and Viewer</b> <ul style="list-style-type: none"> <li>Comprehensive user authorization and tamper resistance via Security Manager</li> <li>Supports Ethernet, ARCnet and serial connections</li> <li>Auditor features meet 21 CFR Part 11</li> </ul>

- Reduced engineering effort with autobuild and single project environment
- Powerful graphic tools
- Instant access to data from you plant with online monitoring from any node
- OPC standards inbuilt to I/O drivers
- Built in Security Manager – without making operation and procedures cumbersome
- Built in technologies to meet requirements such as FDA 21 CFR Part 11 and AMS2750E

Data Reporting	
<b>Information Manager</b> <ul style="list-style-type: none"> <li>Provides system connectivity between the Eurotherm control network and the enterprise.</li> <li>Captures and stores all plant data all of the time</li> <li>Obtains data from our UHH with our Store &amp; Forward functionality</li> </ul>	<b>Ocean Data Systems Dream Report™</b> Integrated reporting solution for industrial automation. Designed to extract data from almost any data source and automatically provide reports to anybody anywhere.  Ocean Data Systems Dream Report fits perfectly for both continuous and batch process applications.








System platform technologies and Historian

Typical Ocean Data Systems Dream Report. Phases of heat/cool, temperature and setpoint analysis.

Network support	Applications	
<b>OPC Servers and I/O Drivers for:</b> <ul style="list-style-type: none"> <li>Single point configuration Modbus devices / I/O drivers</li> <li>LIN devices</li> <li>Includes advanced communication diagnostic and monitoring tools.</li> <li>WWPAC is provided to enable integration of PAC instruments into system platform technologies</li> <li>Intellution FIX32 and iFIX</li> </ul>	<b>Security Manager</b> A common security tool across multiple ranges.  Configures: <ul style="list-style-type: none"> <li>6000 Series Recorder</li> <li>Eycon Visual Supervisor</li> <li>Operations Viewer</li> <li>Eurotherm Review</li> </ul>	<b>Eurotherm Control and Application Modules</b> <ul style="list-style-type: none"> <li>Standard supervisory workstation interface</li> <li>Standard library blocks</li> <li>Operator faceplate</li> <li>Engineer point display</li> </ul>

# Signal Conditioners

I/O Signal Conditioners	Signal Conversion and Isolation				
					
Features	Ultra slimPak II High Accuracy	UltraSlimPak Basic, Low Cost	Action I/Q* (AC/DC Powered)	Action I/Q* (Loop Powered)	OmniSLIM
Input Types	DC Volts/Current, RTD, mV, Thermocouple, Potentiometer, Strain Gauge, AC Volts/Current Frequency	DC Volts/Current, RTD, mV, Thermocouple, Potentiometer, Strain Gauge, AC Volts/Current Frequency	DC Volts/Current, RTD, mV, Thermocouple, Potentiometer, Strain Gauge, AC Volts/Current Frequency	DC Volts/Current, RTD, mV Thermocouple	DC Volts/Current, RTD, mV Thermocouple
Output Types	0-10V dc, 0-20mA dc, 4-20mA dc or 2 SPDT relays	0-5V dc, 0-10V dc 0-1mA dc 0-20mA dc 4-20mA dc or 2 SPDT relays	-5 to +5 dc, -10 dc +10Vdc 0-1mA dc, 0-20mA dc, 4-20mA dc or Frequency or 2 SPDT relay(s)	4-20mA dc 0-20mA dc	0-20mA 4-20mA dc 0.5V dc
Isolation	1800VDC Input/Output Power	1800VDC Input/Output Power	1800VDC Input/Output Power	1800VDC Input/Output Power & channel/channel	2500V Input/Output Power & channel/channel
Power	9-30V dc via Terminals or jumpers	9-30V dc G448 18-30V (For DC Modules)	85-265V ac Various Power Product dependant 9-30V dc, 18-30V dc (Q448) 10.8-26.4V dc (Q404)	N/A	Loop or 16.8 to 31.2V dc
Mounting	High density DIN rail	High density DIN rail	IQRL Power bus or DIN rail both AC DC	DIN rail	DIN rail
Wiring	Removable terminals	Fixed terminals	Removable terminals	Removable terminals	Fixed terminals
Special Features	Smart Power	ASIC Reliability	2 ch versions, Signal splitters, Math functions, Field configurable I/P type versions	Multi Channel versions	Splitter, Isolation, Linearisation
Calibration via	TouchCal	Potentiometer, G478 TouchCal	TouchCal	Potentiometer	Lifetime cal

\* For Sale in North America Only.

# Signal Conditioners ...continued

## Signal Conversion and Isolation

### I/O Signal Conditioners




Features	VisiPak	ActionPak AP*
<b>Input Types</b>	DC/Current, RTD, Thermocouple, Potentiometer, Strain Gauge, Frequency	DC/Current, RTD, Thermocouple, Potentiometer, Strain Gauge, AC Volts/Current, Frequency
<b>Output Types</b>	2A, 264VAC Resistive Relays, Loop-Powered LCD indicator	-5+5Vdc, -10+10Vdc, 0-20mAdc, 4-20mAdc, 2 SPDT relays
<b>Isolation</b>	500Vdc Input/Output/Power	1000-1500Vdc Input/Output/Power
<b>Power</b>	120-240Vac via Terminals, 85-265Vac	120-240Vac via Terminals, 9-30Vdc (Optional)
<b>Mounting</b>	Front Panel/Enclosure	Plug-in-8-Pin or 11-Pin Base Socket, High Density DIN rail
<b>Wiring</b>	Fixed terminals	Fixed terminals
<b>Special Features</b>	Loop-Power, Provides a Digital Display of Rate or Totalized Count from a Frequency / Pulse input	Frequency divider, DC to Frequency conversion
<b>Calibration via</b>	Potentiometer	Potentiometer

\* For Sale in North America Only.



# Ancillary Equipment

Probes	Probes
	
Features	In-Situ Carbon Probe AP1
<b>Output</b>	1.00-2.00V dc
<b>Readout</b>	% carbon probe into 8MΩ
<b>Power Supply</b>	—
<b>Power Consumption</b>	—
<b>Accuracy</b>	±0.05 weight % carbon in normal operating range
<b>Response Time</b>	Less than 1.0 second
<b>Thermocouple</b>	Type K, R & S
<b>Isolation</b>	—
<b>Ports</b>	—
<b>Port Parameters</b>	—
<b>Mounting</b>	—
<b>Options</b>	—

\* Sensors should be used with controlling, recording and indicating instruments having an input impedance of 10 meg ohms or higher.

# Actuators

## Valve Actuators

### Valve Assemblies and Components



Features	EA12*	EA20 Series*	EA31*	EA40 Series*	EA50 Series*	EA60 Series*	EA70 Series*
<b>Output Types</b>	24V ac 60Hz 120V ac 60Hz 240V ac 60Hz	120V ac 60Hz 240V ac 60Hz 240V ac 50Hz	24V ac 60Hz 120V ac 60Hz 240V ac 60Hz	120V ac 60Hz 240V ac 60Hz 240V ac 50Hz	24V ac 60Hz 120V ac 60Hz 120V ac 60Hz 240V ac 60Hz 240V ac 50Hz	120V ac 50-60Hz	120V ac 60Hz 120V ac 50Hz
<b>4-20m A Input</b>	No	Optional	No	Optional	Optional	Optional	Optional
<b>Auxillary Switches</b>	1 Optional	1 Standard additional 2 or 4 switches optional	1 Standard additional 2 or 4 switches optional	1 Standard additional 2 or 4 switches optional	1 Standard additional 2 or 4 switches optional	1 Standard additional 2 or 4 switches optional	1 Standard additional 2 or 4 switches optional
<b>Position Signal</b>	No	Potentiometer optional	Potentiometer optional	Potentiometer optional	Potentiometer optional	Potentiometer optional	Potentiometer optional
<b>90o Stroke</b>	—	✓	—	✓	✓	✓	✓
<b>180o Stroke</b>	✓	✓	—	✓	✓	✓	✓
<b>360o Stroke</b>	—	—	✓	—	—	—	—
<b>Linear Stroke</b>	—	—	—	—	—	—	—
<b>Torque</b>	60lb-in	50lb-in	220lb-in	50lb-in	60-220lb-in	450lb-in	550-1300lb-in
<b>NEMA Rating</b>	NEMA1	NEMA 4 (Selected Models)	NEMA 4 (Selected Models)	NEMA 3 (Selected Models)	NEMA 4 (Selected Models)	NEMA 4 (Selected Models)	NEMA 4 (Selected Models)
<b>UL Listed</b>	✓	✓	✓	✓	✓	—	✓
<b>CUL or CSA</b>	✓	✓	✓	✓	✓	—	✓
<b>CE</b>	—	—	—	—	—	—	—

\* For Sale in North America Only.

# Systems and Solutions (available globally)

## What can Eurotherm solutions do for you?

**Confidence** in our application knowledge

**Confidence** in our control products and systems capability

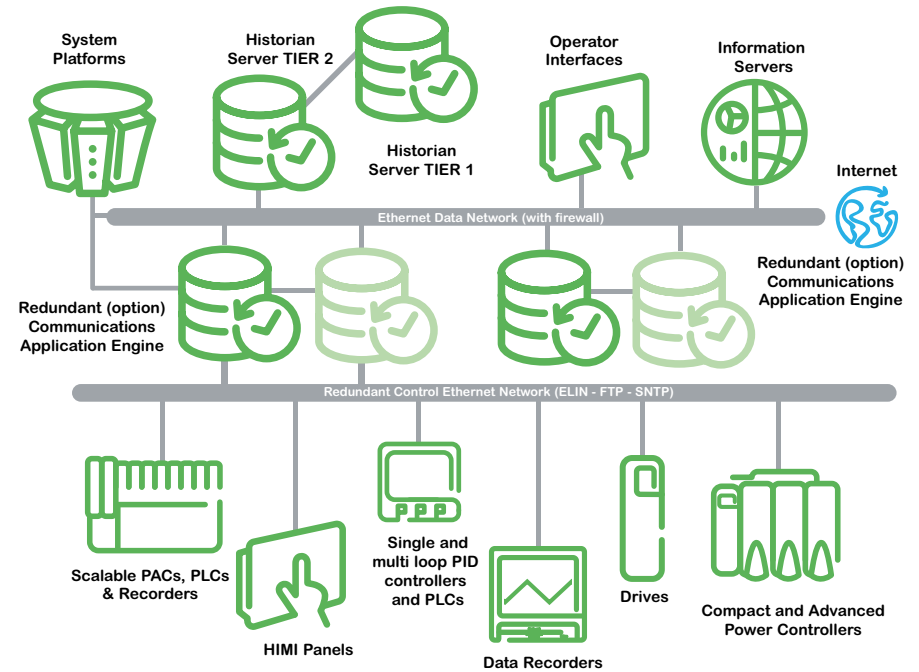
**Confidence** in optimizing value for money

We provide an expert team to work with your people in a successful partnership.

## We know your application

Eurotherm has significant experience in machine control and process control across a broad range of markets. Based on our application specific expertise, we have numerous successful installations around the world. The more challenging your control problem, the more value we bring.

Our core competency is process control applications and this expertise is what separates us from the typical system integrator.



Thermal solution architecture



# Global Turnkey Capability

In addition to Eurotherm expertise in process and machine control products, we also have a broad range of experience and engineering services to implement a complete solution for your application.

## These services include:

### Engineering Services

- Custom engineered solutions
  - discrete instrumentation up to small and medium DCS systems
- Creating collaborative specifications
- System design
- System engineering
- Panel & cabinet building
- System Accuracy Test
- Factory Acceptance Testing (FAT)
- On-site installation & wiring services
- System installation, commissioning & startup services
- Validation IQ, OQ, PQ
- Comprehensive project management (including GAMP® & 21 CFR Part 11 Methodologies)
- Complete project documentation
- Network analysis
- Custom reports
- Analytics

## Process Optimization

Most businesses are driving down costs and striving to improve performance. We can help by bringing experienced engineers to your site, auditing the process and identifying possible improvements. Monitoring equipment can be installed to understand performance and costs, to create a baseline upon which the improvements can be measured. The solutions will range from simple enhancements, re-commissioning or possibly taking a completely fresh approach to the control solution. Typically, this work is completed when new projects are undertaken, but we believe that applying the experience of our engineers can improve the plant productivity at any time.



# Service and Support

Check region for availability.

## Technical Services

- Dedicated free help desk support via telephone, live-chat, email and web
- Loop tuning and process optimization
- Business continuity plans
- Eurotherm services, support and service level agreements
  - 24/7 on-site assistance
  - Parts management, including bonded spares placed on site
  - Preventative maintenance and health checks
  - Remote diagnostic support
  - Disaster and recovery plan
  - Software and application support
  - Process diagnostics and predictive maintenance
  - Global 24/7 telephone support
  - Future resilience service, maintain asset compliance with latest software and hardware updates

## Accredited Services to International Standards

- Calibration (ISO 17025): electrical, pressure, time, temperature, humidity
- Calibration (Traceable): humidity, Rh, PH, conductivity, mass, mechanical, infrared
- Thermal Uniformity Surveys (TUS): ovens, furnaces, freezers, chambers and System Accuracy Tests (SAT) to meet the requirements of AMS2750 pyrometry standard with thermal imaging

## Validation Services (GAMP)

- Auditing and consultation
- Validation to GAMP® guidelines & 21 CFR Part 11 requirements
- Services to produce documentation for validation include:
  - User requirements, functional specification and design specifications
  - System build
  - Installation, operational and performance qualifications
- Services to maintain the validated state including:
  - Calibration
  - Like-for-like parts management to minimize revalidation effort
  - Controlled installation of patches and upgrades
  - System operation and administration
  - Backup and recovery solutions
  - Training for system operators and administrators
  - Warehouse mapping

## Repair and Support Services

- Repair options using genuine Eurotherm approved parts
  - Express: 'Jump the Queue', average repair time is 24 hours from receipt to dispatch of product
  - Standard: 'Join the Queue', average repair time is 5 working days from receipt to dispatch of product
  - Apply modifications as identified by our R&D continuous development program
- Other Services we offer are:
  - Hardware modifications
  - Calibration to national standards in-house or on-site
  - Refurbished products available for sale
  - Product replacement/upgrade service on obsolete or beyond economical repair
  - On-site repair service

# Commissioning and Troubleshooting

## Commissioning and Troubleshooting

Our commissioning services include everything from configuring an instrument before it is shipped, though to on-site installation, troubleshooting startup and optimization. During this process your staff can be trained on the configuration and operator routine. Our engineers can work alone, or alongside your plant engineering staff to reduce costs and enable valuable knowledge transfer.

Refurbishing existing panels to upgrade the control and acquisition equipment is becoming increasingly popular. The Eurotherm engineer will take control of the complete project including panel and wiring modifications. This can provide a cost efficient method of gaining compliance to regulatory standards from ANSI, NADCAP and FDA.



**Eurotherm**

Faraday Close, Durrington, Worthing  
West Sussex BN13 3PL United Kingdom  
Phone: +44 (0)1903 268500  
Fax: +44 (0)1903 269582

[www.eurotherm.com](http://www.eurotherm.com)

Document Number HA029395 Issue 13

Watlow, Eurotherm, EurothermSuite, EFit, EPack, EPower, Eycon, Chessell, Mini8, nanodac, piccolo and versadac are trademarks and property of Watlow its subsidiaries and affiliated companies. All other trademarks are the property of their respective owners.

©Watlow Electric Manufacturing Company. All rights reserved.

Contact your local sales representative

